

Student Survey Report

1. Confirm this is the first and only time you answer this survey based on Gender

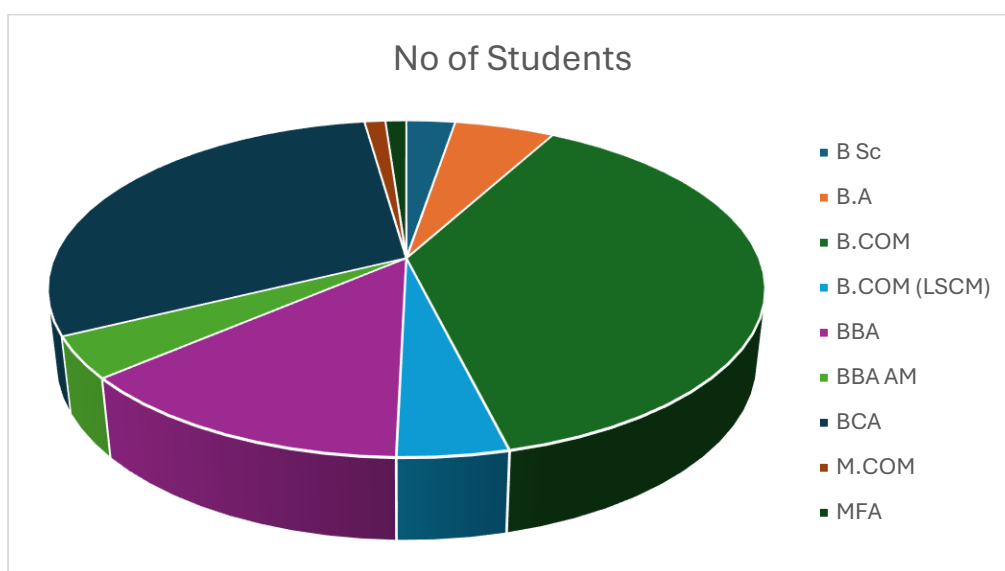
Gender	No	Yes	Grand Total
Female		345	345
Male	14	443	457
Grand Total	14	788	802

2. Respondents category of age and the level of degree program

Age	Bachelors	Masters	Grand Total
18 to 25	757	38	795
25 to 30	7		7
Grand Total	764	38	802

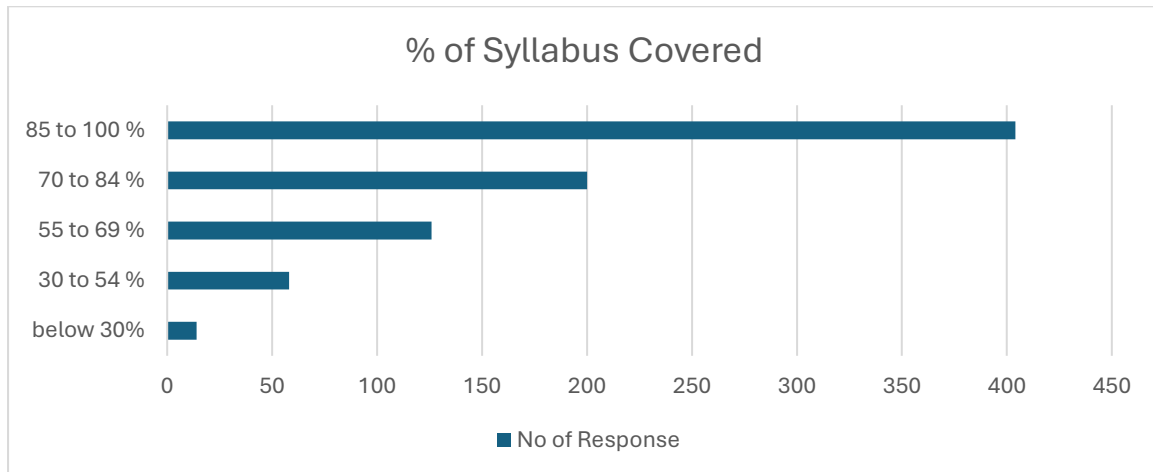
3. Stream of the students responded

Stream	No of Students
B Sc	21
B.A	43
B.COM	306
B.COM (LSCM)	34
BBA	107
BBA AM	32
BCA	241
M.COM	9
MFA	9
Grand Total	802



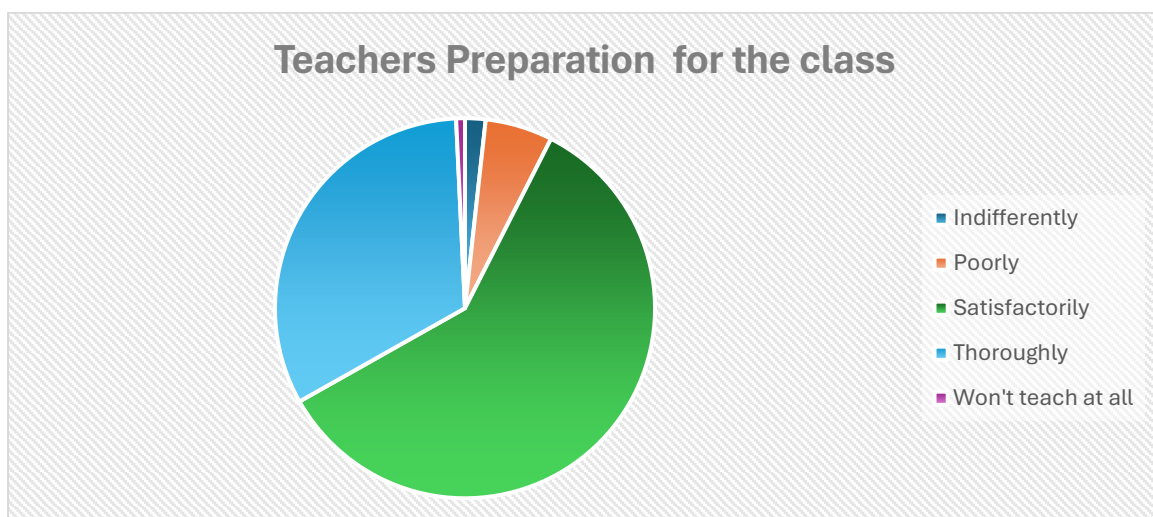
4. How much of the syllabus was covered in the class?

% of Syllabus Covered	No of Response
below 30%	14
30 to 54 %	58
55 to 69 %	126
70 to 84 %	200
85 to 100 %	404
Grand Total	802



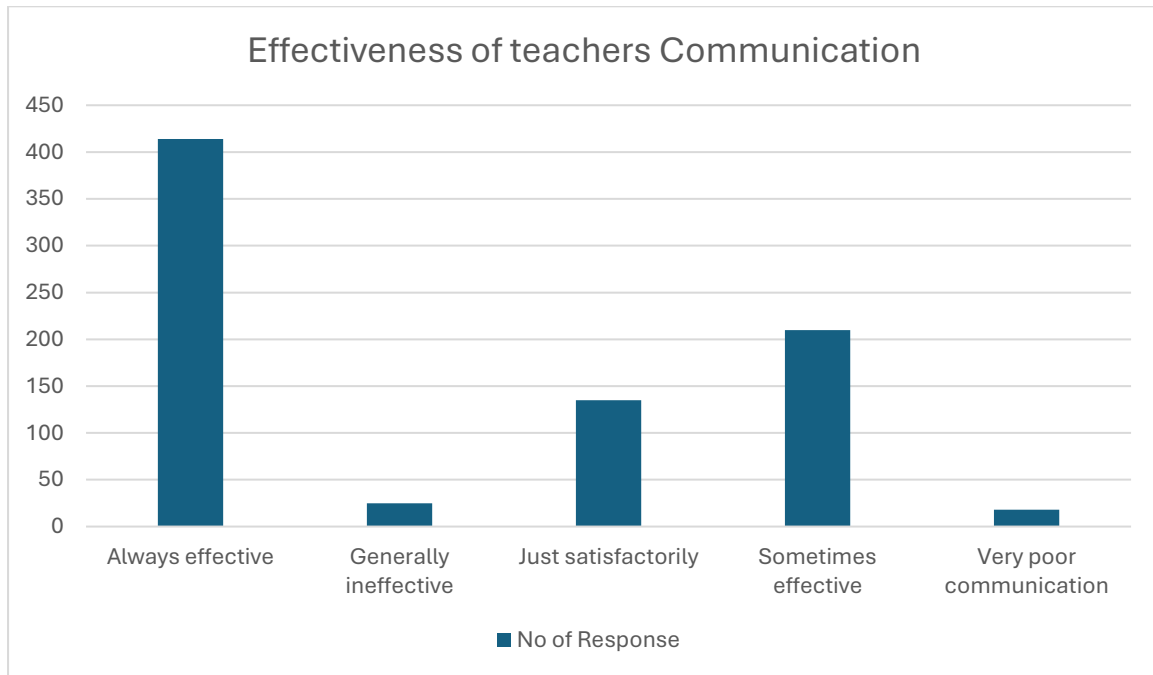
5. How well did the teachers prepare for the classes?

Opinion on Teachers prepare for the classes	No of Response
Indifferently	14
Poorly	46
Satisfactorily	476
Thoroughly	260
Won't teach at all	6
Grand Total	802



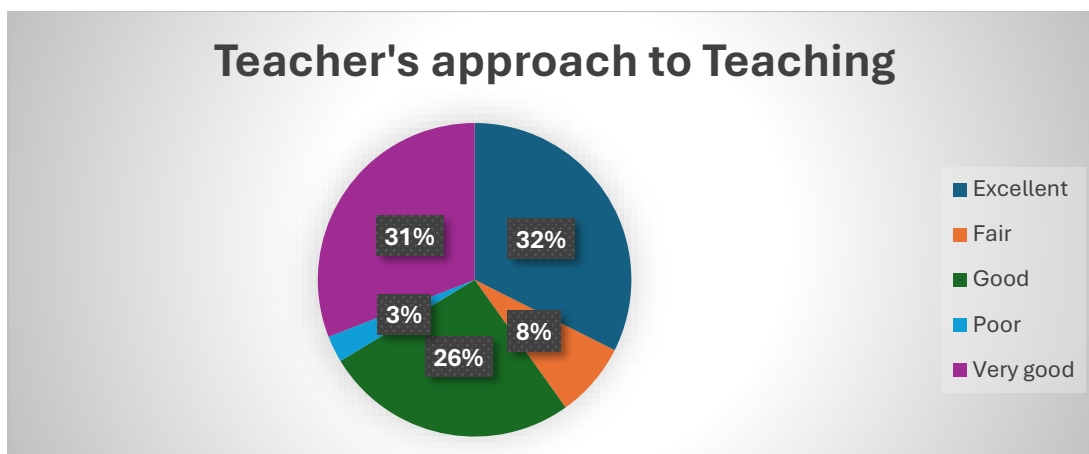
6. How well were the teachers able to communicate?

Effectiveness of teachers Communication	No of Response
Always effective	414
Generally ineffective	25
Just satisfactorily	135
Sometimes effective	210
Very poor communication	18
Grand Total	802



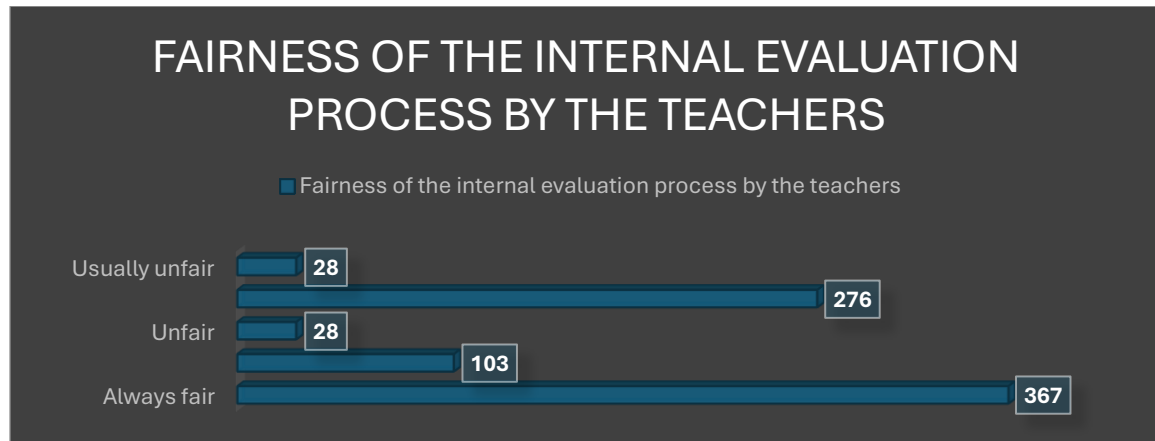
7. The teacher's approach to teaching can best be described as

Opinions about teachers approach to teaching	No of Response
Excellent	260
Fair	62
Good	210
Poor	22
Very good	248
Grand Total	802



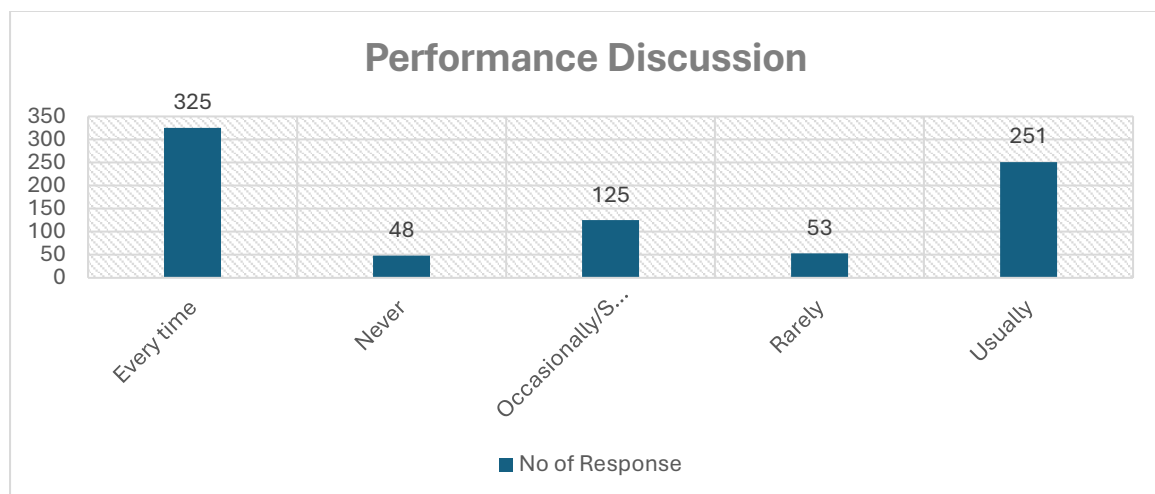
8. Fairness of the internal evaluation process by the teachers.

Fairness of the internal evaluation process by the teachers	No of Response
Always fair	367
Sometimes unfair	103
Unfair	28
Usually fair	276
Usually unfair	28
Grand Total	802



9. Was your performance in assignment discussed with you?

Discussion of performance in assignment	No of Response
Every time	325
Never	48
Occasionally/Sometimes	125
Rarely	53
Usually	251
Grand Total	802

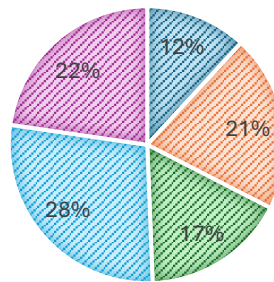


10. The institute is interested in promoting internship, student exchange and field visit opportunities for students.

Promoting internship, student exchange and field visit opportunities for students	No of Response
Never	95
Often	166
Rarely	135
Regularly	224
Sometimes	182
Grand Total	802

PROMOTING INTERNSHIP, STUDENT EXCHANGE AND FIELD VISIT OPPORTUNITIES FOR STUDENTS

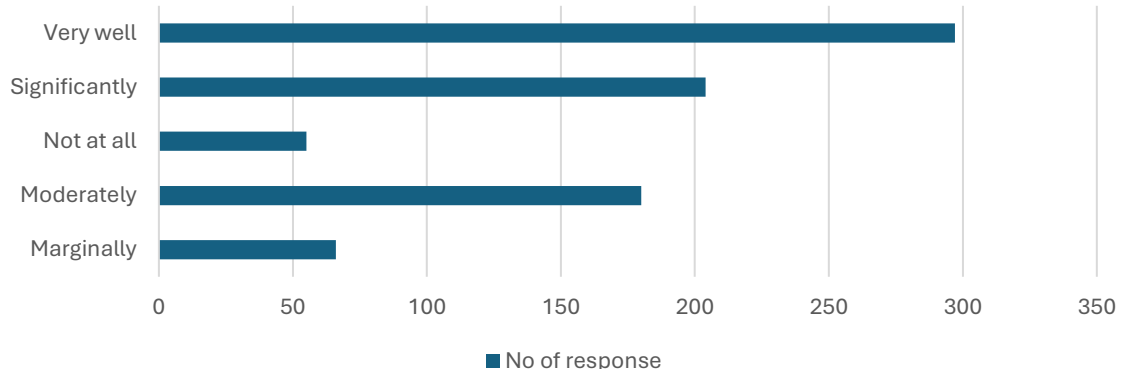
■ Never ■ Often ■ Rarely ■ Regularly ■ Sometimes



11. The teaching and mentoring process in your institution facilitate you in cognitive , social and emotional growth.

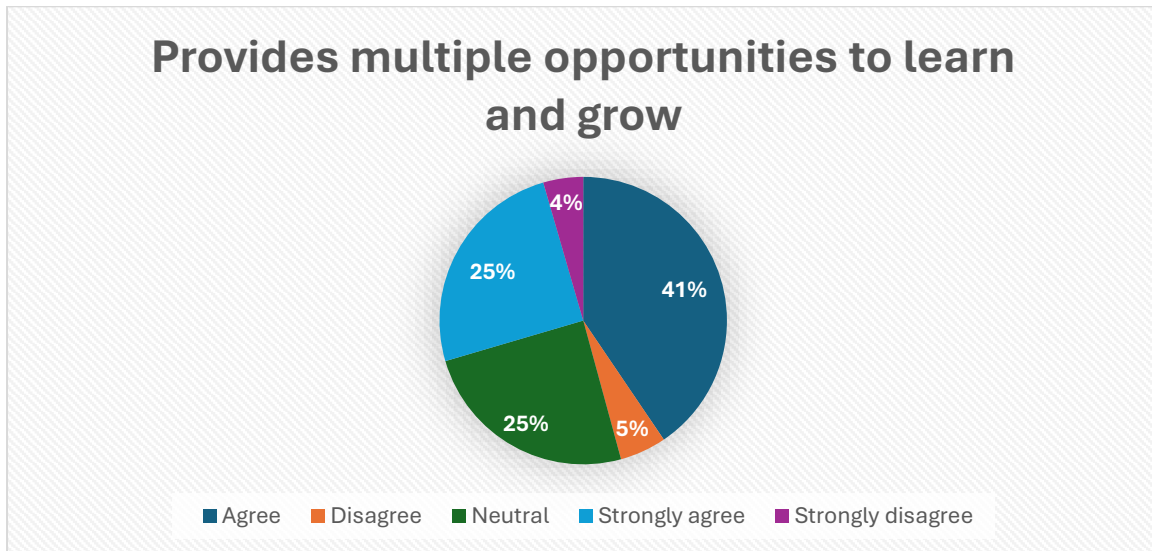
Facilitation of social and emotional growth	No of response
Marginally	66
Moderately	180
Not at all	55
Significantly	204
Very well	297
Grand Total	802

Facilitation of Social and Emotional Growth



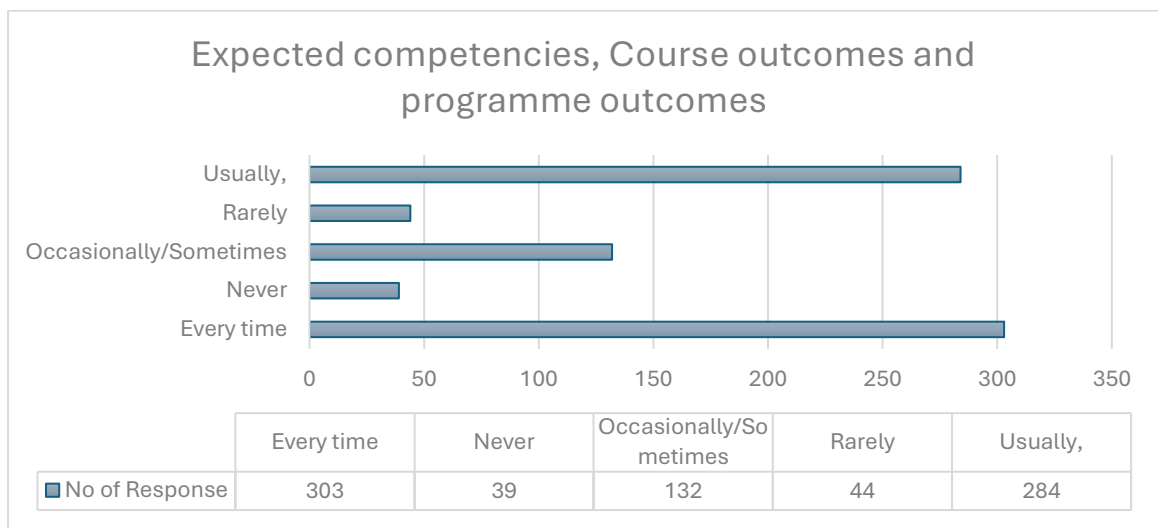
12. The institution provides multiple opportunities to learn and grow

Provides multiple opportunities to learn and grow.	No of response
Agree	325
Disagree	42
Neutral	198
Strongly agree	201
Strongly disagree	36
Grand Total	802



13. Teachers inform you about your expected competencies, course outcomes and programme outcomes.

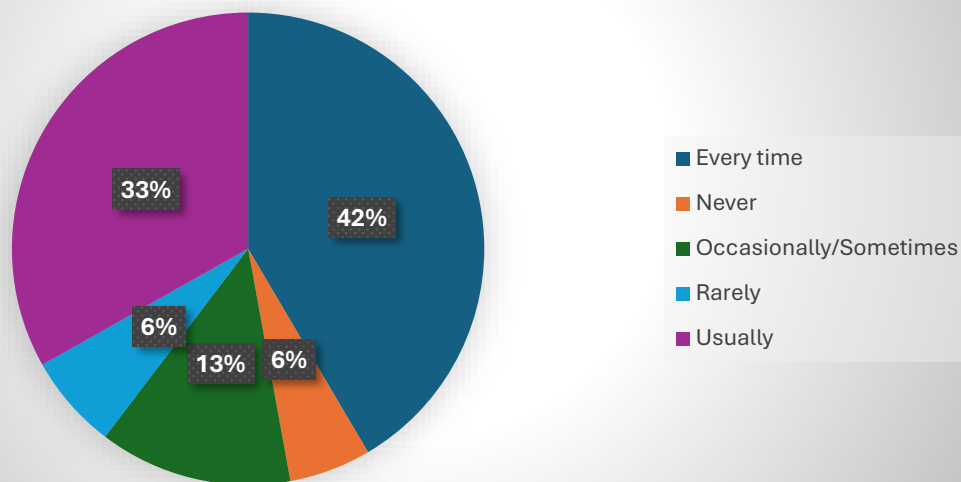
Expected competencies, course outcomes and programme outcomes	No of Response
Every time	303
Never	39
Occasionally/Sometimes	132
Rarely	44
Usually,	284
Grand Total	802



14. Your mentor does a necessary follow - up with an assigned task to you.

Necessary follow - up with an assigned task to you	No of Response
Every time	333
Never	45
Occasionally/Sometimes	106
Rarely	52
Usually	266
Grand Total	802

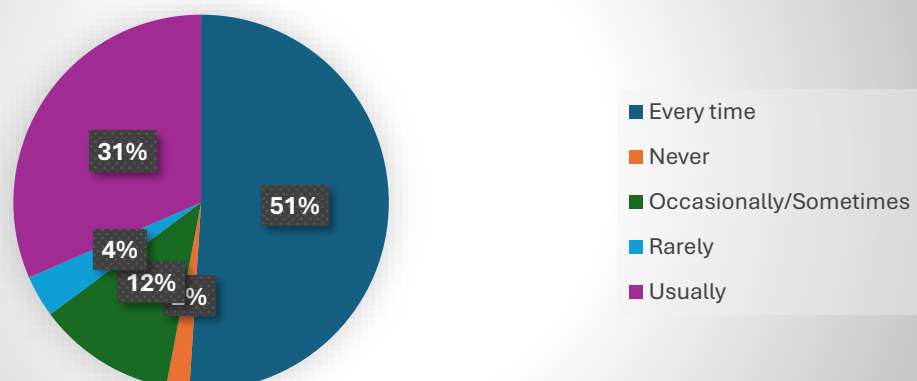
Necessary follow -up with an assigned task to you



15. The teachers illustrate the concepts through examples and applications

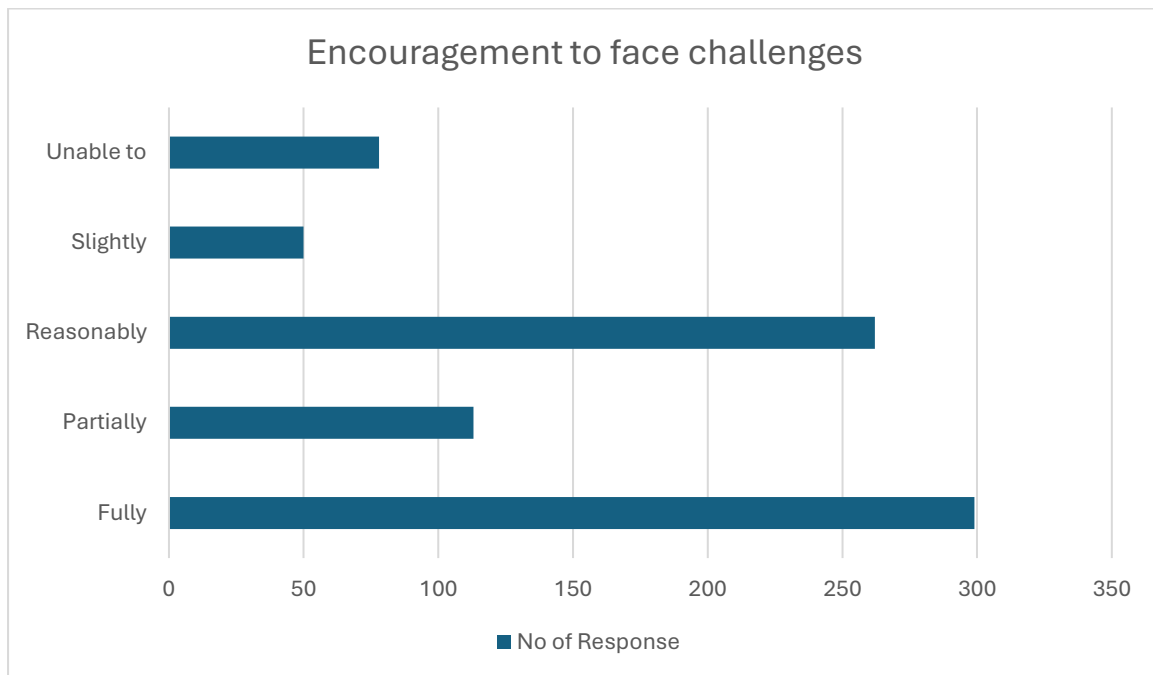
Illustrate concept through examples and applications	No of response
Every time	409
Never	16
Occasionally/Sometimes	95
Rarely	29
Usually	253
Grand Total	802

Usage of examples and applications



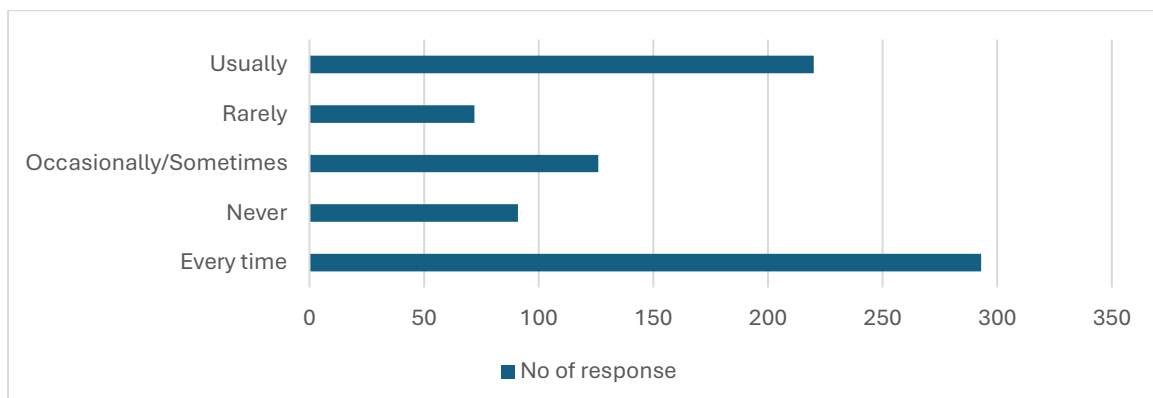
16. The teachers identify your strengths and encourage you with providing right level challenges.

Teachers identify your strengths and encourage you with providing right level challenges	No of Response
Fully	299
Partially	113
Reasonably	262
Slightly	50
Unable to	78
Grand Total	802



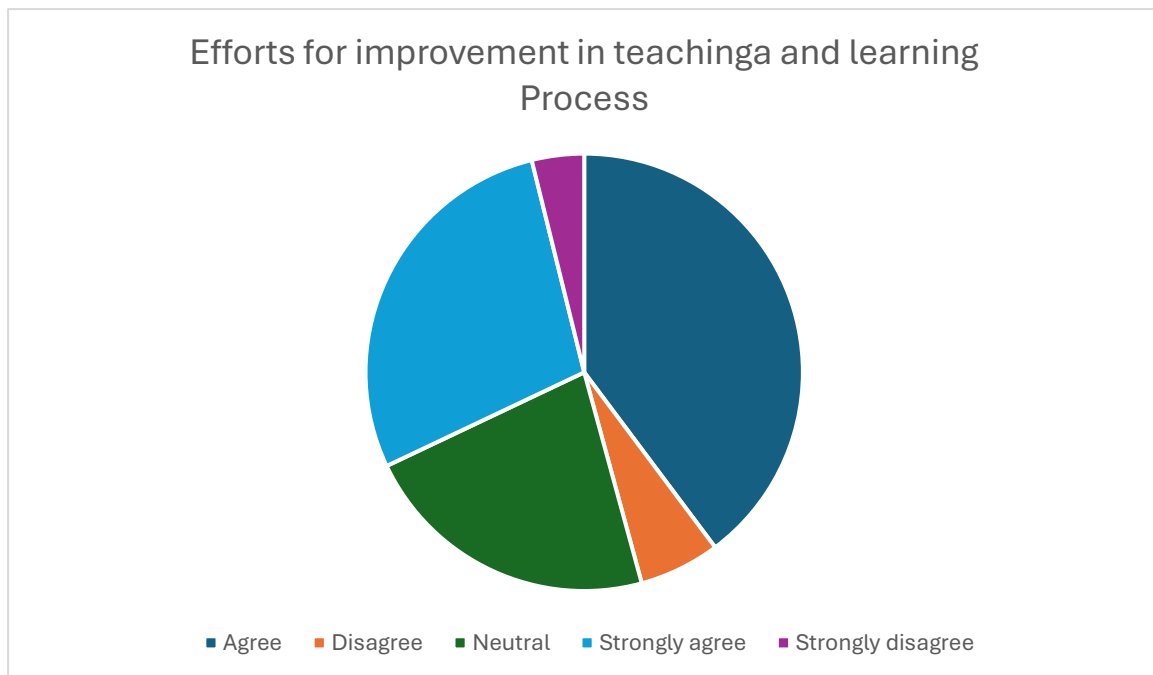
17. Teachers are able to identify your weakness and help you to overcome them.

Ability to identify the weakness and overcome	No of response
Every time	293
Never	91
Occasionally/Sometimes	126
Rarely	72
Usually	220
Grand Total	802



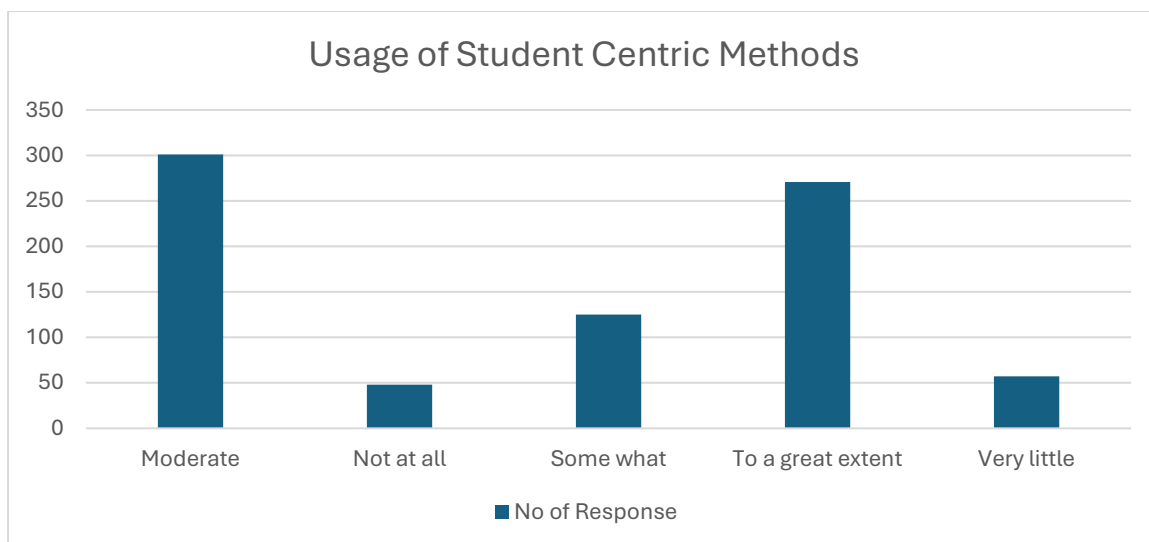
18. The Institution makes effort to engage students in the monitoring , review and continuous quality improvement of the teaching learning process.

Efforts to improve the teaching learning process	No of response
Agree	319
Disagree	48
Neutral	178
Strongly agree	226
Strongly disagree	31
Grand Total	802



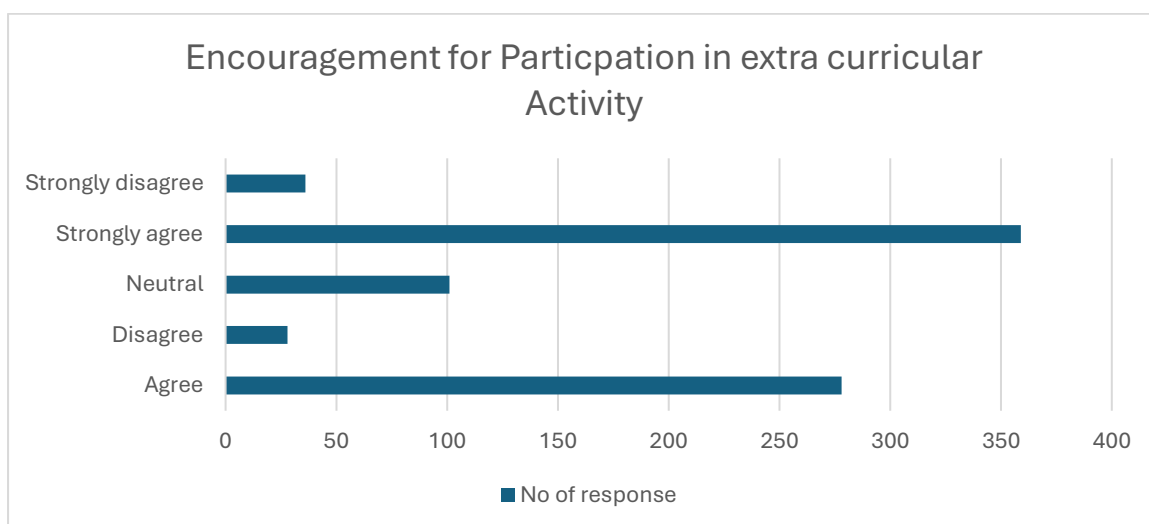
19. The institute / teachers use student centric methods, such as experiential learning, participative learning and problem solving methodologies for enhancing learning experiences.

Usage of Student centric methods	No of Response
Moderate	301
Not at all	48
Some what	125
To a great extent	271
Very little	57
Grand Total	802



20. Teachers encourage you to participate in extra curricular activities,

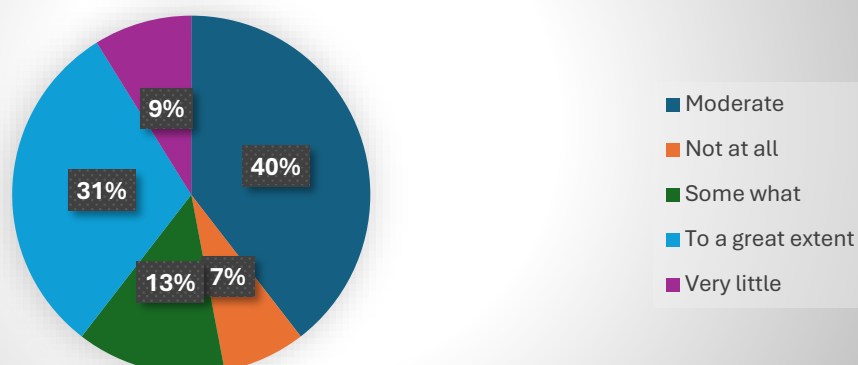
Encouragement for participation in extra curricular	No of response
Agree	278
Disagree	28
Neutral	101
Strongly agree	359
Strongly disagree	36
Grand Total	802



21. Efforts are made by the institute / teachers to inculcate soft skills , life skills and employability skills to make you ready for the world of work.

Inculcating Soft Skills and life skills	No of Response
Moderate	317
Not at all	60
Some what	108
To a great extent	246
Very little	71
Grand Total	802

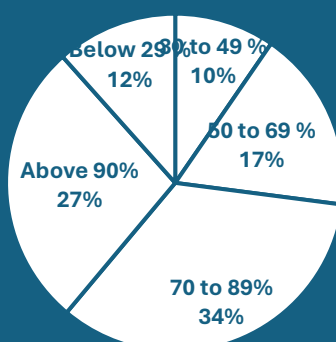
Inculcating Sift Skills and life skills in teaching



22. What percentage of teachers use ICT tools such as LCD projectors , Multimedia, etc. while teaching.

Usage of ICT	No of Response
30 to 49 %	77
50 to 69 %	140
70 to 89%	273
Above 90%	219
Below 29 %	93
Grand Total	802

USAGE OF ICT



23. The overall quality of teaching - learning process in your institute is very good.

Overall Quality of Teaching – Learning Process	No of response
Agree	314
Disagree	35
Neutral	179
Strongly agree	241
Strongly Disagree	33
Grand Total	802

